

**MALAYSIA MY SECOND  
HOME (MM2H)  
ONLINE APPLICATION**

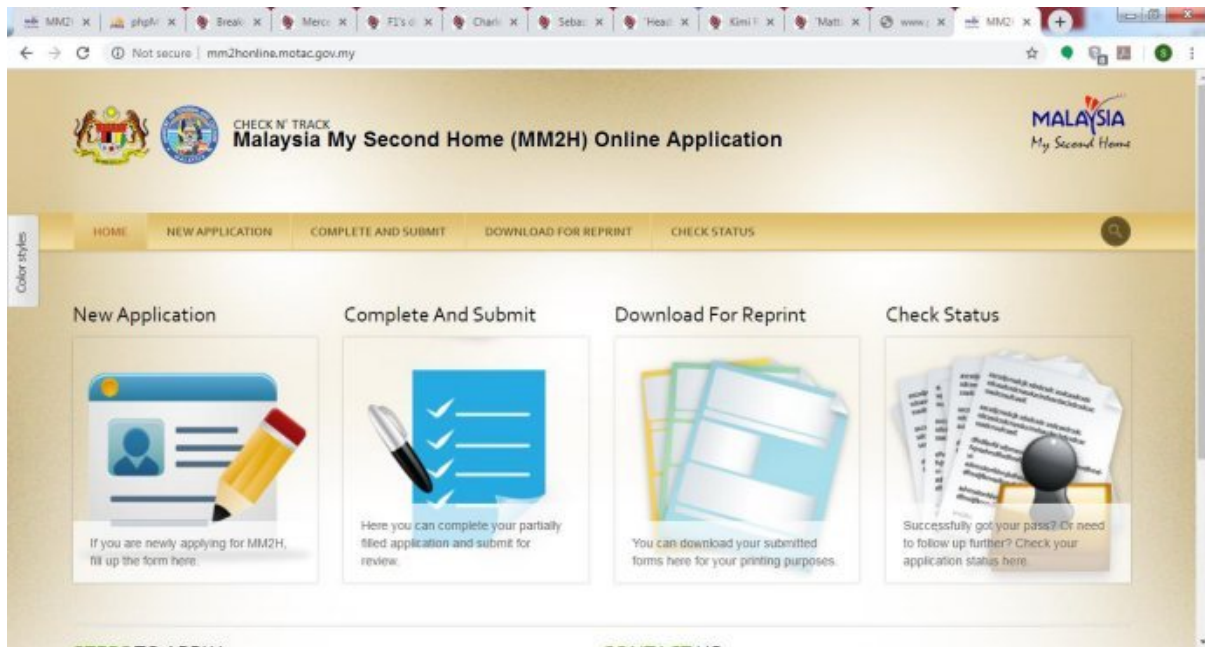
**USER  
MANUAL  
(APPLICANT)**

# Content

Web Site .....	3
New Application .....	4
Complete and Submit .....	9
Download for Reprint .....	11
Check Status .....	13

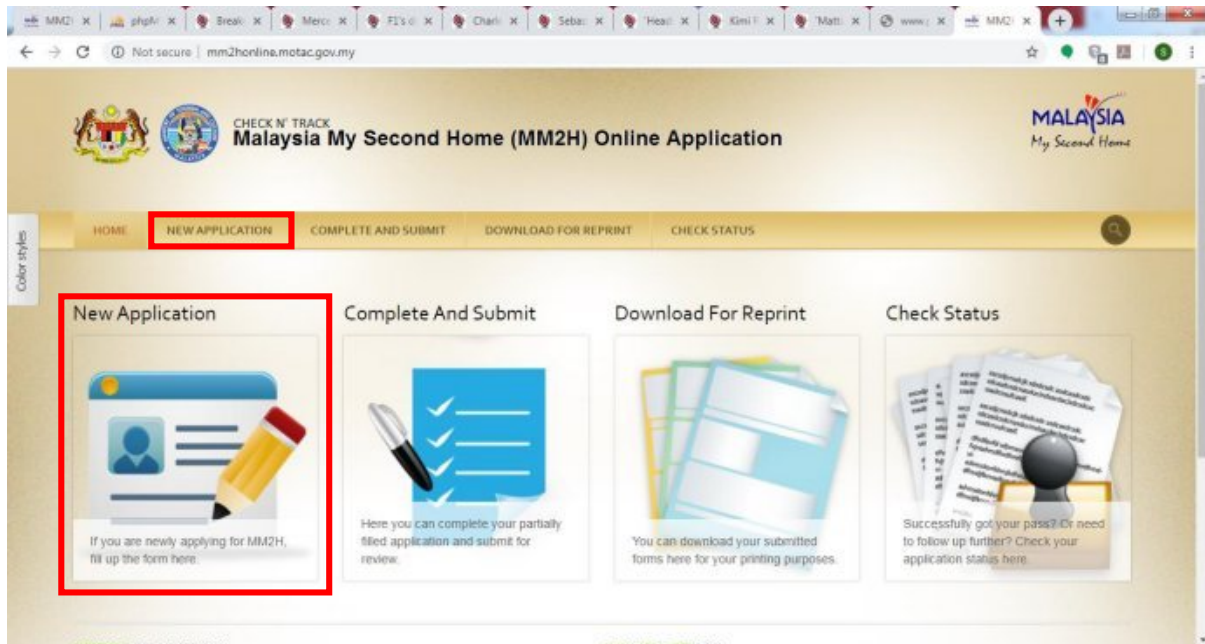
## Web Site

Please go to [mm2honline.motac.gov.my](http://mm2honline.motac.gov.my) to access the main web site for Malaysia My Second Home (MM2H) Online Application, just as shown in the picture below:



## New Application

1. To start applying, click on the New Application link, like shown below:



2. You will be brought to the next page which is the New Application page:

A screenshot of the 'NEW APPLICATION' page on the MM2H website. The page has a navigation menu with 'HOME', 'NEW APPLICATION', 'COMPLETE AND SUBMIT', 'DOWNLOAD FOR REPRINT', and 'CHECK STATUS'. The 'NEW APPLICATION' menu item is highlighted. Below the navigation menu, there is a heading 'NEW APPLICATION' and a sub-heading 'If you are newly applying for MM2H, fill up the form here.' The form contains several fields: 'Name' (text input), 'Nationality' (dropdown menu with '-- Please Select --'), 'Passport Number' (text input), 'Date of Birth' (text input with a calendar icon), and 'Email Address' (text input). Below these fields, there are three sections of radio button options: 'Please select a submission method:' with options 'Individual (Direct Application)' and 'Through MM2H Agent'; 'Please select if applicant is accompanied by:' with options 'Spouse' and 'Children'; and 'Please select location of stay:' with options 'Peninsular Malaysia and Labuan', 'Sabah', and 'Sarawak'. At the bottom of the page, there is a CAPTCHA section with the text 'Type the characters you see below in the black box', a black box containing the number '4017', a text input field, and a 'Refresh' button. Below the CAPTCHA section is a green button labeled 'Generate Application Forms'.

3. Fill in your details. Enter the CAPTCHA number shown in the black box, and then click on the “Generate Applications Forms”. You will come to the next page, which is Applicant Form.

General Info Applicant Form Spouse Form Children Below 21 Form Finance and Accounts Sponsor Form

APPLICANT'S PASSPORT NO: AUS11223344 Status: Incomplete Form

**PARTICULARS OF APPLICANT**

Full Name : JOHN KNOWLES

Gender :  Male  Female  
 Ex-Malaysian - Malaysian IC No: [REDACTED]

Marital Status :  Single  
 Married  
 Divorced  
 Widow/Widower

Place of Birth : -- Please Select --

4. There are 6 types of pages that you will need to fill up. The colourful icons at the top that has been highlighted in the picture above is for the page navigation purpose:-

a. Green icon:

- Indicates pages has been filled up
- You can click on this icon to go to the particular page to re-check or edit your entered information

b. Orange icon:

- Indicates that you are currently in this particular page
- This icon will become green once you have filled up the necessary details and saved them

c. Red icon:

- Indicates pages that has not been filled up yet
- Cannot be click as it has not been filled up yet
- You will need to fill up the previous page first and click on “Save & Continue to Next Section”. Then only you will be brought to the next page. Now the red icon becomes orange.

d. “No Entry” icon:

- Indicates pages that does not need to be filled up

- For example, as shown in the diagram, the icon for page “Children Below 21 Form” is shown as a No Entry icon if you did not tick the checkbox for Children during New Application registration process.

5. After filling up the Applicant Form, click on the “Save & Continue to Next Section” button.

SENSES	FUNCTIONING	NOT FUNCTIONING
i. TASTE	<input type="radio"/>	<input type="radio"/>
ii. SMELL	<input type="radio"/>	<input type="radio"/>
iii. TOUCH	<input type="radio"/>	<input type="radio"/>
iv. VISION	<input type="radio"/>	<input type="radio"/>
v. HEARING	<input type="radio"/>	<input type="radio"/>

6. You will come to the next page, Spouse Form.

●  
General Info

●  
Applicant Form

●  
Spouse Form

●  
Children Below 21 Form

●  
Finance and Accounts

●  
Sponsor Form

APPLICANT'S PASSPORT NO: AUS11223344
Status: Incomplete Form

**PARTICULARS OF SPOUSE**

Full Name :

Gender :  Male  Female  
 Ex-Malaysian

Place of Birth :

Date of Birth :

Nationality :

7. Just like what was done in Applicant Form page, fill up all the forms until the last page, which is the Finance and Accounts page (for Direct Application), or Sponsor page (for Through MM2H Agent). Here, after filling up, make sure to check the declaration section and click “Save & Submit” button, like shown for the Sponsor page below:


**MM2H AGENT DECLARATION**

I hereby declare that all the information that I have entered in this application is true and would like to proceed with this application.

[Save & Go to Previous Section](#) [Exit](#) [Save & Submit](#)

8. You will arrive at the next page. Follow the instructions. Click on the “Download MM2H Application Forms” button to download the application forms.

APPLICANT'S PASSPORT NO: **AUS11223344** Status: **Pending Supporting Documents**

 Your application has been successfully submitted online.

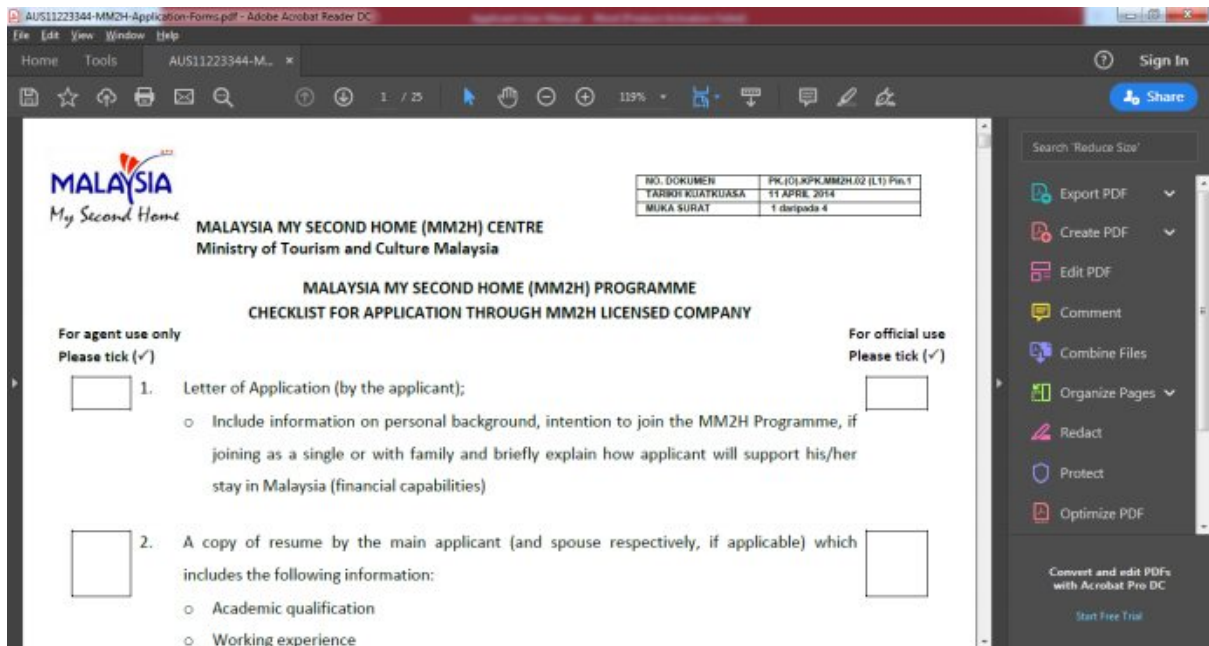
**Steps After Online Submission**

- \* Please download the MM2H Application Forms by clicking on the **Download** button below.
- \* Print the downloaded forms and fill up whatever extra details needed.
- \* Please submit the printed forms together with relevant supporting documents over the MM2H counter.

You may exit now and download the forms later at this website. You can also check your application status at this website whenever needed.

[Download MM2H Application Forms](#) [Exit](#)

9. Application form, filled up with your details, will be downloaded into your computer.

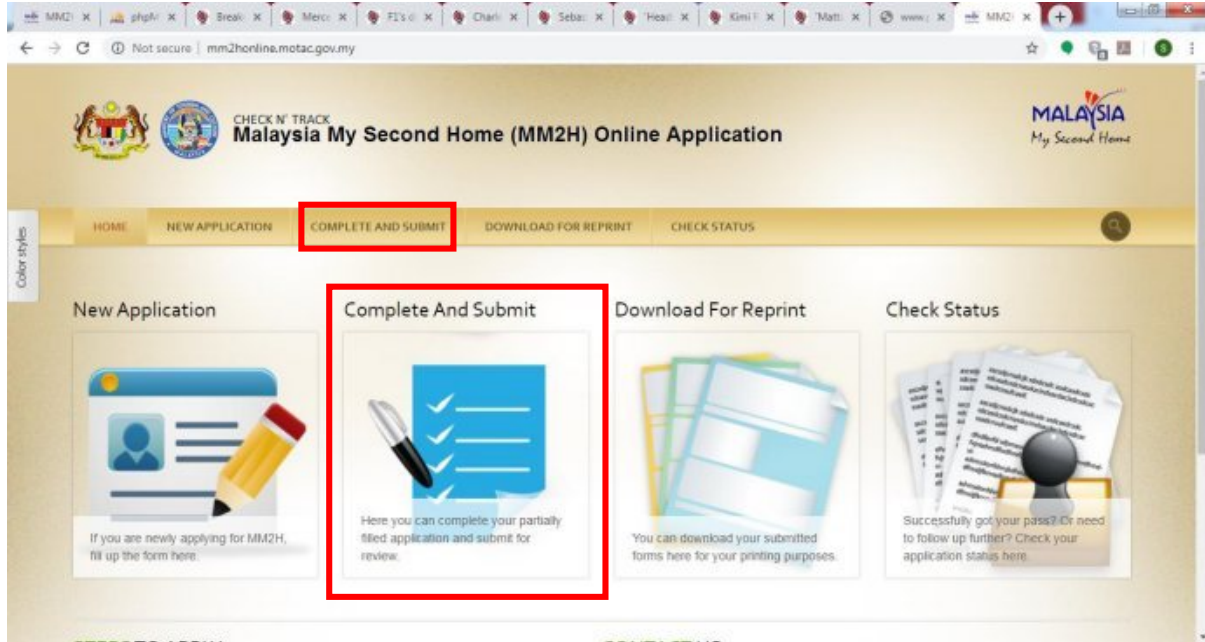


10. Back in the web site, click on the “Exit” button to go to the front page.



## Complete and Submit

1. In any event that you have exited or closed your application, you can click on “Complete and Submit” link, like shown below:



2. After this you will need to fill in the Nationality, Passport No and Date of Birth that you have entered when generating the form under New Application. Fill in the CAPTCHA number and click on the “Search for My Application” button.

### COMPLETE YOUR PARTIALLY FILLED APPLICATION FORM

Enter your details below to find for your application:

**Nationality** :

**Passport No.** :

**Date of Birth** :

Type the characters you see below in the black box

7459

Refresh

[Search for My Application](#)

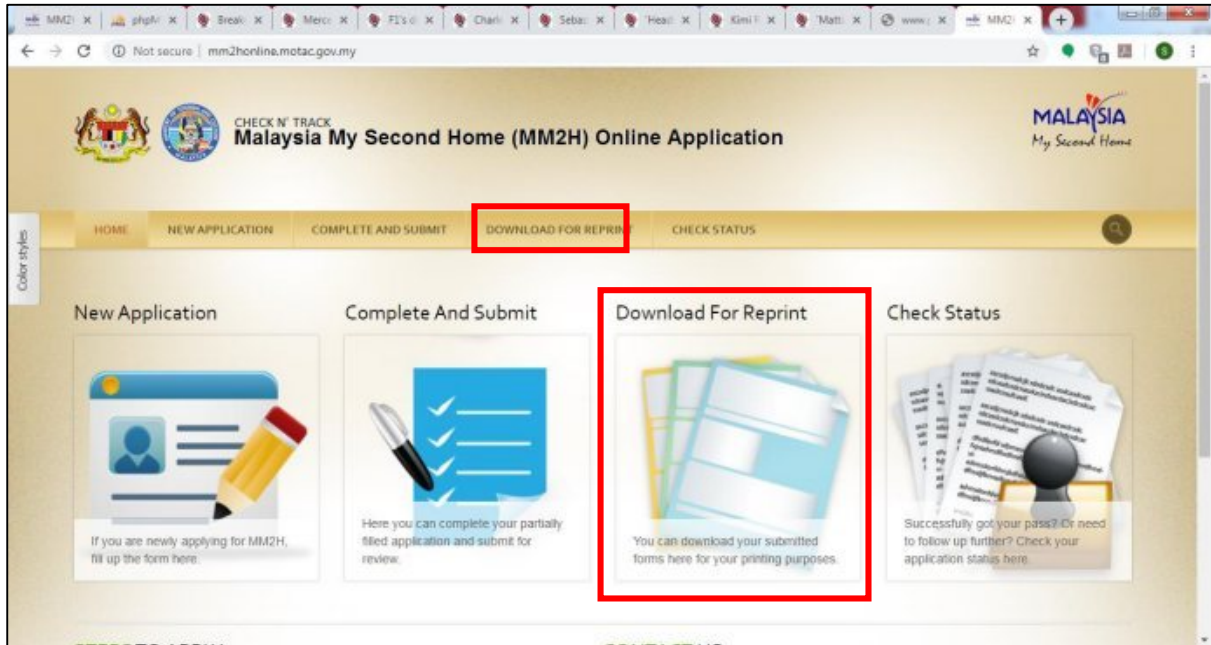
3. You will arrive in the Applicant Form page. You can now continue back fillin up your forms.

The screenshot displays a web interface for an applicant form. At the top, there are six navigation tabs: 'General Info' (green), 'Applicant Form' (orange), 'Spouse Form' (green), 'Children Below 21 Form' (red with a minus sign), 'Finance and Accounts' (green), and 'Sponsor Form' (green). Below the tabs, the applicant's passport number is 'AUS11223344' and the status is 'Pending Supporting Documents'. The main section is titled 'PARTICULARS OF APPLICANT' and contains the following fields:

- Full Name**:
- Gender**:  Male  Female  
 Ex-Malaysian - Malaysian IC No:
- Marital Status**:  Single  Married  Divorced  Widow/Widower
- Place of Birth**:

## Download for Reprint

1. To download your form, click on the “Download for Reprint” link, as shown below



2. At the next page, entered the requested details and CAPTCHA number. Then click on the “Download My Application Forms” button.

**DOWNLOAD FORMS FOR PRINTING**

Enter your details below to find for your application:

**Email** :

**Nationality** :

**Passport No.** :

Type the characters you see below in the black box

**6548**

Refresh

**Download My Application Forms**

3. You will arrive at the next page, where you can click on the “Download MM2H Application Forms” button to download your application forms.

APPLICANT'S PASSPORT NO: **AUS11223344** Status: **Pending Supporting Documents**

**Steps After Online Submission**

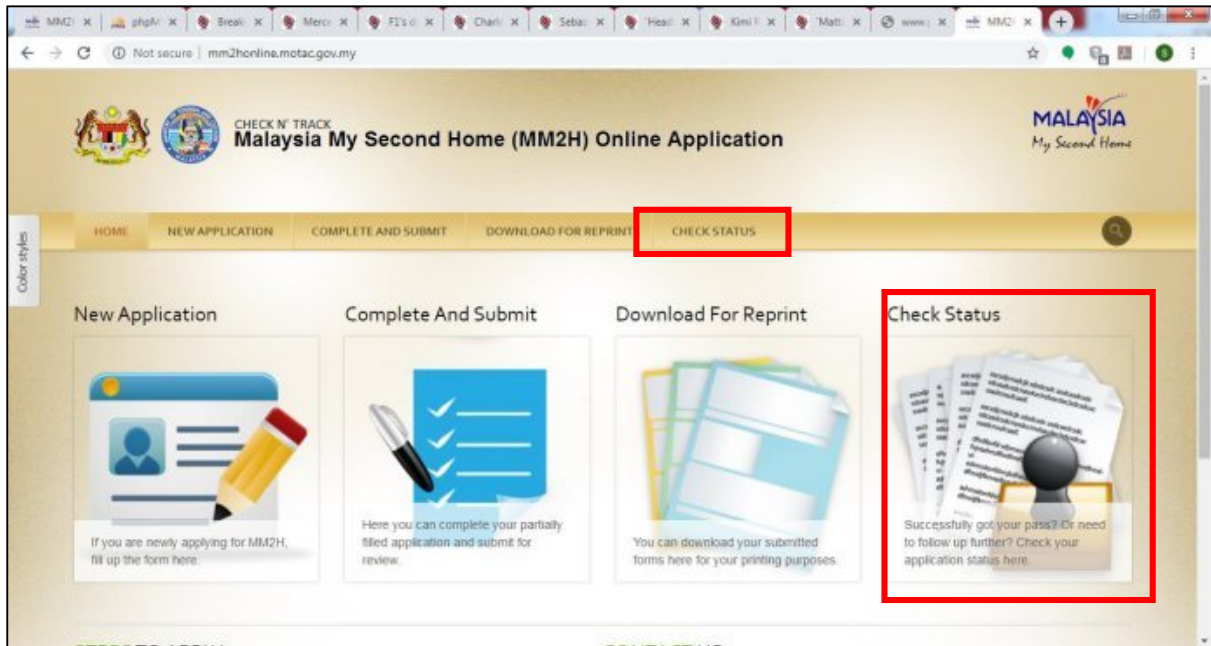
- \* Please download the MM2H Application Forms by clicking on the **Download** button below.
- \* Print the downloaded forms and fill up whatever extra details needed.
- \* Please submit the printed forms over the MM2H counter.

You may exit now and download the forms later at this website. You can also check your application status at this website whenever needed.

[Download MM2H Application Forms](#) [Exit](#)

## Check Status

1. To see the latest status of your application, click on the “Check Status” link, as shown below:



2. In the next page, enter your MM2H application number, Nationality and Passport No, followed by the CAPTCHA number. Then click on the “Check My Application Status” button.

**CHECK APPLICATION STATUS**

Enter your details below to find for your application:

MM2H Ref. No. : **MM2H/**

Nationality :

Passport No. :

Type the characters you see below in the black box

[Refresh](#)

[Check My Application Status](#)

3. You will arrive in the next where you can see the latest status of your application.

### APPLICATION STATUS

Full Name : xxxxxx  
Passport No : xxxxxx  
Status : **Pending Supporting Documents**

You can download your forms in the [Download and Reprint](#) section for printing.  
Once done, submit your forms with relevant documents at the MM2H Counter